




INFORMATION ABOUT
THE CARDS FOR T-SHIRT
BOARD GAME

HOW TO PRINT CARDS




CURRENTLY WE OFFER
520 PRINTABLE CARDS



WHY ARE THEY SO COOL

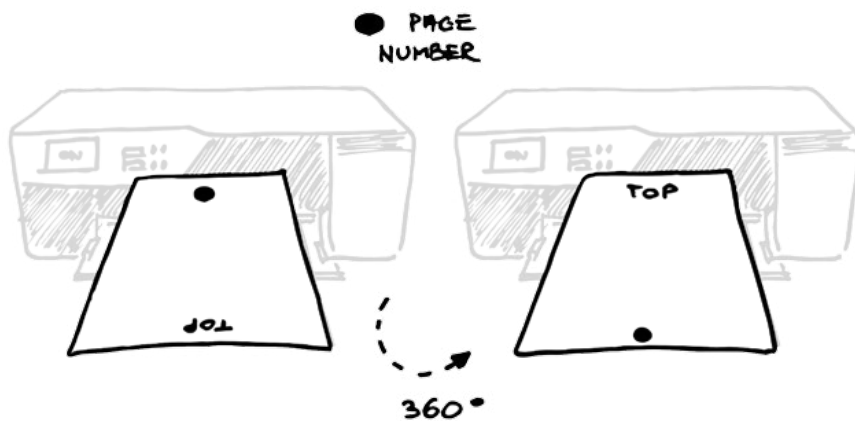
The cards are universal of course which means you can use them for any type of board game BUT they are designed in the way that perfectly fits our T-SHIRT GAMES. Once you try them out and play you will never stop. We can guarantee that! *NOTE:* Don't forget to order boards... Please find all themed cards below. **INSTANT DOWNLOADS!**



MORE CARDS AVAILABLE ON
[HTTP://TSHIRTGAME.COM/CARDS.HTML](http://tshirtgame.com/cards.html)

HOW TO PRINT THE CARDS

You need a regular, clean sheet of paper and a good printer. Cards are intentionally designed as black and white. They can be printed on an ink-jet or a laser printer, depending on which printer you own. The design and printing of all cards is in black and white. You can use plain sheets of paper such as for printing the documents or any other type of paper. The decision is yours. We print on both sides. It is recommended not to print using automatic two-sided printing due to the layout of the prepared cards, so you need to change the printed pages manually as shown in the graphics below. Just remember to place a printed card properly.



STEP 1

Insert a blank paper into the printer, click print and choose in range option page number 4 only, which is the cover for all the playing cards. Print it in 5 copies. You can set printing from edge to edge.

STEP 2

As you can see, the printed pages are stacked upside down (the page number is up). Now pull out the 5 printed pages and rotate them 360 degrees so that the page number is now face down.

STEP 3

And now you print all remaining cards by choosing pages 5 to 9 in the print options. All you need to do now is to cut them by the visible lines. You are done, cards are ready! Simple as that. If you ever need to reprint these cards, just follow the same steps.



VISIT US ONLINE AT
WWW.TSHIRTGAME.COM

JOIN US ON
SOCIAL NETWORK

 [TSHIRTBOARDGAME](https://www.facebook.com/TSHIRTBOARDGAME)


FEEL FREE TO CONTACT US ANYTIME
IN CASE YOU MAY HAVE SOME QUESTIONS.
DO NOT FORGET TO LET YOUR FRIENDS KNOW
ABOUT THIS FANTASTIC T-SHIRT GAME.



CONCEPT, DESIGN BY © HELLER DESIGN STUDIO. USA.
ALL RIGHTS RESERVED.

LET'S
PLAY
T-SHIRT
GAME

BEST
BOARD
GAMES



TSHIRTGAME.COM