



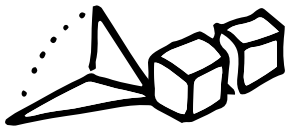
LET'S  
PLAY  
T-SHIRT  
GAME

T-SHIRT  
BOARD  
GAME

**INSTRUCTIONS**







## THE GAME

We give you one of the most interesting games that we have created. This game will be **DIFFERENT** each time you play it, as it will bring something new thanks to our amazing playing cards or symbols on the board. It combines **LOGIC WITH CREATIVITY**. You will answer questions, draw, count, wonder whether something is true or false, describe things and even tell interesting stories. The skills of observation and strategic thinking also play a key in this game. Or you have an option to simply finish the game as first or the fastest player.


3

We have prepared a lot of **EMOTIONS** during the game. That's why you will not get bored, always something interesting and new is waiting for the players. Every month, new sets of cards are added, which you can purchase anytime.

We guarantee **LOTS OF FUN** and that you will not find these games anywhere else. Therefore, these are exceptional and very unique...



THERE IS MORE...



We hope that the game we have created, will remain the **FAVORITE GAME**, for you and your family and friends, and you will gladly come back to it. You will play not only at home but also during travel, vacation with friends. Maybe even during lunch brake, or take this game to your favorite cafe. Invite family members, friends or even strangers. You can **PLAY** this game totally **EVERYWHERE**, even while walking in the park, on the sidewalk in the city, on the bench. We guarantee that you will always have fun and joy with this game, even if for some reason you will have to start the game from the begining 3 times, again and again.

4

Check our website or fanpage often to keep up to date with all the info, updates and news. We always have something **INTERESTING** for our players and friends of the game. We create games with the thought of you, that is why they may be personalized, you will not find any like these in the stores, and they are available only on our website.

**NOTE:** We ask you to play carefully. The creators of t-shirt game are not responsible for any personal or health damages that may be caused by the players during playing the game.

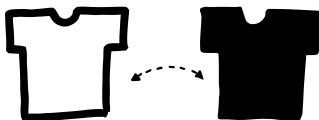
WISH YOU GOOD LUCK  
& UNFORGETTABLE  
EXPERIENCE!



T-SHIRT GAME  
TEAM



## TOOLS YOU NEED



### **BLACK OR WHITE T-SHIRT BOARD FOR GAME**

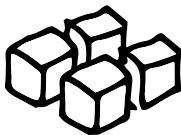
(may be personalized, you may wear it as a regular t-shirt). This board game is designed for 2-8 PEOPLE (but if you wish, more people may play as well, it is up to you).



**PRINTED GAME CARDS** (you will not find any cards like these in the stores). Interesting fact is that when these cards get destroyed or lost, at any time they may be printed again. That is why we have decided on this simple solution. You don't have to buy whole new game in this case, just print the missing cards or whole new set of cards.

### **SPECIAL SET OF DICE (8 PCS.)**

- 1 DICE (numbers)
- 1 DICE (dots)
- 1 DICE (words)
- 1 DICE (+/-)
- 4 COLORED DICE (called players)





## HOW TO PREPARE T-SHIRT BOARD BEFORE THE FIRST USE?

We recommend to wash it before first use. To enjoy the t-shirt as long as possible please follow these guidelines:

- *Wash it inside out in the temperature of 30°C (Max. 40°C)*
- *Set the spin speed of not more than 400/Min.*
- *Do not tumble dry*
- *Do not use bleach or chlorine, no dry cleaning*
- *Iron the t-shirt inside out at temp. Max. 150°C*

6

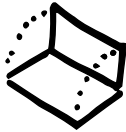
## JUST BEFORE THE GAME

Please spread out the board, you can smooth it out, because it is easier to play this game on even surface, but you may play it on the ground, grass, sand, etc.

Prepare colored dice for different players. Each player may choose their own color to be used in the game.

Each game requires cards, which need to be printed ahead of time. If you have the cards ready just place them on the board, text facing down.





## ADDITIONAL TOOLS


They are not required but you will need them anyway. They are very, very useful depending on the board game you will use, to make this game MORE INTERACTIVE AND INTERESTING.

7

### **AS FOR THE FULL USE OF ITS POTENTIAL:**

notebook or several sheets of blank paper, paper towel or napkins, pen, pencil or crayon, 2-3 books (any theme), cell phone (or digital camera). You will exploit all these things while playing the game.





## OBJECT OF THE GAME

The aim of this game is to finish as soon as possible and placing your player dice on **THE END**. We begin from the field **START**. You can also earn points, which at the end of the month, may be counted with family and friends. You can organize a prize for whoever scores the most points gets a price (only a suggestion).

8

Earning the points is only a suggestion and may be fun addition to the game but it is not required to play the game.







## STARTING THE GAME AND ITS COURSE

To start the game, the player must roll the dice until gets 4, after which the player rolls the dice again and comes into play by moving the amount of fields from the dice. There are 2 dice to choose from in your set, dice with digits and dice with dots. You may choose any dice you like for your game. During the game you will also be asked to use special dice; PLUS/MINUS, WORDS or STORY CUBES (if you own one, they are not required).

Next players walk into the game. It gets interesting. Players move the exact amount of field that they get from the dice. So the principle is simple, you throw the dice and move. On the board, you move on fields from 1 to 60. During the game you will encounter various special fields. If you stand on the CARD field, you read a card from the stack.

The card may include question, tasks, depending on which set of cards you will use. You can choose from different sets, which you choose or agree on with other players before the start of the game. Cards can also be mixed, to create your own favorite set. After you finish the game, the cards are easy to sort out, because there are set titles printed on the card.



## SYMBOLS ON THE BOARD

Depending on the board, which you play, you notice different symbols. Each of these symbols has a meaning. Below we present the full description, to make it easier for you to move during the game. We recommend to have this description at hand, with time you will no longer need it. You do not need to worry if it gets lost. On our site you can download it in a PDF format.



### START THE GAME


On this symbol, everyone sets their PLAYERS. This is the start of the game.

10



### FINISH THE GAME

Reaching this symbol, the player WINS. Counting of the points, begins. Remember, however, you must throw exact amount on dice, to get to the final symbol. So for example there are 3 fields left to get to this symbol and you get number 4 on your dice, you will not be able to move, until you reach 3 or less.



### MOVE TO

You can reach a field which is CONNECTED with another field by an arrow. Move your player from field to field in the direction that is shown by arrow. Depending on the board your player may move few fields or even few rows ahead.



## **FOLLOW THE NUMBERS**

In most of our games, by **ROLLING** the dice, we move from field 1 to the end symbol.



## **READ THE CARD**

On each gameboard you will find this symbol. By standing on this symbol the player needs to pick the card from the chosen set. After reading it, required task must be **COMPLETED**. Each card has a certain number of points, which may be collected optionally during the game. You can arrange that, whoever reaches the end first or scores most points, wins. Points are optional and not required.



## **DICE CHALLENGE**

One of the interesting symbols, a true adventure and challenge during the game. By reaching this symbol you are adding additional dice with words: **UP, DOWN, BACK, FORWARD**. From this moment on you roll two dice together for 5 turns. This may allow you to reach the end faster, return to the Start or get stuck in the same place. After 5 turns you get back to the regular 1 dice.



## **MOVE TO THE RIGHT DIRECTION**

On few boards you will notice fields with **ARROWS** in different directions. You may move in these directions.



### **ALL PLAYERS -1**

The symbol with black dot, requires all players to go BACK 1 field.



### **DRAW CHALLENGE**

Probably each of us has a talent for drawing. That is why we created this symbol to deliver even more fun while playing. It is not only fun, but also a great teaching tool. You will learn comparing, guessing and more. The brain works at accelerated speed. There are two possibilities for fun: FIRST - the player thinks of any word (there may be several) and begins to draw it, the other players have to guess what the drawing represents. There is no time limit, but we recommend to use simple sets of words in the beginning. SECOND - players ask the player to draw a specific item, you'll be surprised how much fun it may be.

12



### **ALL PLAYERS +1**

This symbol with white dot, requires all players to move 1 field FORWARD.



### **USE YOUR STORY CUBES**

If you own STORY CUBES game, you may use them in this game, if you reach this symbol. We have created this symbol to make it more interesting and to add more stories. The special cubes are not required, you may just tell any story.



### **MOVE UP or DOWN**


By reaching this field, the players may MOVE up or down to designated field.



### **PLAY WITH WORDS**

Word games are one of our favorites during the game. There are many options. The player that stands on this symbol must specify a certain number of names beginning with a specific letter from A to Z. You can also ask a player to name the biggest rivers in the world or to describe in few words a person that is sitting on the left or right. We have created this field in such way so you can invent yourself a meaning of this symbol. Maybe one player asks each player to write one word. Then the cards are collected and the player must create a sentence that includes all the words written by other players. **OPTIONS ARE ENDLESS** for this field. If you would like any additional suggestions please contact us, and we will suggest few other solutions, or you may also use special set of cards, that is available on our website.

13



### **WAIT 1 ROUND**

By reaching this field you wait one round, while other players are moving. You may also ARRANGE with other players, before starting the game, that it may be even 2 or 3 rounds. This way you may create a teamwork more attractive.



### **TRUE OR FALSE**

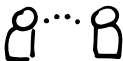
A bit of CREATIVITY always helps during the game. The player, who is standing on this field, is asked by another player a true or false question. You can also use ready true or false cards set, which you may order additionally on our website.



### **FIND IN THE BOOK**

Probably each of us has a collection of books in his home bookshelf. By reaching this symbol the player has to bring one book, the remaining players choose the person who opens the book at any page, there is an element, it can be a picture, the subject of the picture, text description, a concrete expression, literally anything which is located at the given page. A player is asked to find this item on specific book page. Here you can also enjoy a variety of INTERESTING SOLUTIONS, depending on how extensive is imagination and creativity of the players.

14



### **ALL PLAYERS SWITCH PLACES CLOCKWISE**

Hmm, by reaching this point, all players SWITCH places clockwise or if everyone agrees in the opposite direction. It's very interesting if someone gets the chance to be first or last.



## CAPTURE A GAME SCENE

This symbol means that we are asking you to please take a photo of a scene from the game and send it to us. We will be happy to publish it on our FANPAGE. You may use camera or just a cell phone, whatever you have on hand. It's not required, but may be fun. It's not very easy to find such interactive board game, which can be purchased in an ordinary store. We try to make our games very unique, yet interesting enough that you willingly will be coming back to them.



## MAKE A CALL

Another one of our favorite symbols on the board. The player, which will reach this symbol must call the selected person from the contact list and inform that is currently playing a board game with friends, family, or strangers, and INFORM the person that the game is great and worth playing together. You can also recommend this game to someone, to find out more about it on our website. So in other words, you'll pose as salesperson and it all depends how well you will advertise it. For a moment, feel like in the real world of marketing.

15



## LOOK AROUND

Here's another quite interesting symbol on the board, which you can have the...

...pleasure to visit. THE EYE. Here also there are no strict rules. Before the game you can arrange that on this symbol a player must describe an object, which is located in his line of sight, and the other players have to guess what the item is. Or, players find an subject and tell the player to ask questions, which will guide the player to the correct answer, which is an indication of what the subject is . And as in previous creative fields, if you need instructions about how to better or more creative use this symbol, please contact us. You can also purchase additional special set of cards, which allows you to use ready solutions.

16



### **TELL A STORY**

Each of us likes long or short stories. Now the player, will have the opportunity to tell a story. The other players decide whether the story has to be a short, long, ridiculous or sad. We know that the players IMAGINATION knows no boundaries, so they will handle it just fine inventing stories and maybe even out of this world. The longer you play, the more interesting stories may develop.



### **ASK A QUESTION**

One of the simple tasks during the game, that the player will confront with, on this symbol. The other players ask one question which must be answered. Questions can be about anything, unless



you have agreed on something else before starting the game. Not everyone likes to share their FACTS of a private life. It depends on the players and their preferences. This field is not found on all our boards.



### **FOLD CHALLENGE**

It is time for a huge challenge. It is seemingly very simple, but it can also cause a lot of trouble to the players. With this symbol player must find in the room something that can be folded. When it's found it needs to be folded. We should not be telling you this but it may be a piece of paper, which in some interesting way may be folded. We leave the players to maneuver and the ability to use imagination. Keep in mind that not everything can be folded and you have to be careful when choosing an item to be folded.

17



### **COUNT SOMETHING**

Another portion of creativity awaits the player on this symbol. By standing on this symbol you must count something, maybe a recurring ELEMENTS in the room, in which the game takes place, or maybe players will want to make the player count something else. Use your imagination. We also created special set of cards, which you can use during the game and they are available on our website.



## **BOOM: GO TO START**

The symbol may not be everyone's favorite right away, because the player will have to go back and start the game over again. However, if during a game, you are counting points, the player has the OPPORTUNITY to earn more points, and if they guarantee a win, there is a greater chance that the player will win the game, despite the fact that he/she started from the beginning. By starting over, the player does not lose the points earned while playing.

FEEL FREE TO CONTACT US ANYTIME IN CASE YOU MAY HAVE SOME QUESTIONS. **DO NOT FORGET** TO LET YOUR FRIENDS KNOW ABOUT THIS FANTASTIC T-SHIRT GAME.



CONCEPT, DESIGN BY © HELLER DESIGN STUDIO. USA.  
ALL RIGHTS RESERVED.





VISIT US **ONLINE** AT  
[WWW.TSHIRTGAME.COM](http://WWW.TSHIRTGAME.COM)

JOIN US ON  
**SOCIAL NETWORK**



**TSHIRTBOARDGAME**